

CABLE SERIES 155240 (Unshielded) – 155241 (Shielded)

Signal & Control - UL Listed - TPE jacket



PLTC or CMG (105°C) or cULUS AWM (105°C/300V)

1. CONSTRUCTION DATA

1.1 CONDUCTOR:

Bare copper strand; according to EN 13602 - ETP1; stranding according to DIN VDE 0295, EN60228 Class 6
Stranded lay compliant with UL 13/UL444/UL758.

1.2 WIRE STRUCTURE:

Nominal Section (mm ²)	AWG	Stranding (nbr of wires x wire diameter in mm)	Diameter of stranded core (mm)	Max Resistance IEC60334 (Ω/km)
0.34	22	42x0.10	0.80	65.3
0.50	21	28x0.15	0.95	42.3
0.75	19	42x0.15	1.20	27.7
1.00	18	52x0.15	1.32	22.4
1.50	16	81x0.15	1.50	14.4
2.50	14	133x0.15	2.10	8.7

1.3 INSULATION:

PVC compound; Max Insulation resistance 30.5 MΩxKm @15.6°C, nominal hardness 48 Shore D

1.4 INSULATION DIAMETER

Section (mm ²)	Nominal Ø (mm)	Nominal thickness (mm)
0.34	1.35	0.27
0.50	1.65	0.35
0.75	2.10	0.45
1.00	2.45	0.55
1.50	2.70	0.60
2.50	3.60	0.75

1.5 ASSEMBLY:

Cores stranded together in one or two layers (depending on the number of cores), where if necessary one or more fillers can be used for a better roundness.

1.6 SHIELD (only for 0.34mm², series 155241):

Braid type, tin copper wire; nominal optical Coverage 80%; tapes are used for protection of shield, PET foil under braid and Nonwovens TNT over braid.

1.7 JACKET:

Thermoplastic compound (TPE), nominal hardness 78 Shore A; Silicone, Pb,Cd,Hg & FCKW free; according to UL758.
For overall diameter, jacket and cores colors refer to Annex #1 & #2

REVISION HISTORY Rev.A 04/11/2015 RELEASED	ECR/ECN INFORMATION:	TITLE: SIGNAL & CONTROL – UL Listed	Page 1 of 9
Document Number: 1552400001 PS P1E A	Created/Revised by: M. Arrigoni	Checked by: A. Defendi	Approved by: C. Lerosé
THIS DOCUMENT CONTAINS INFORMATION THAT IS PROPRIETARY TO MOLEX ELECTRONIC TECHNOLOGIES, LLC AND SHOULD NOT BE USED WITHOUT WRITTEN PERMISSION Template: TDS REV.0 22/07/2015			

2. TECHNICAL DATA

2.1 ELECTRICAL:

Voltage rating	300 Vrms (AWM 2661)
Voltage test on core (thick. <0.4mm)	1500 Vrms x 1 min. (IEC60885-1)
Voltage test on core (thick. ≥0.4mm)	2000 Vrms x 1 min. (IEC60885-1)
Voltage test (core/screen if present)	2000 Vrms x 1min. (IEC60885-1)

2.2 TEMPERATURE:

Temperature range	-40 °C to +105°C according to UL13/UL444
-------------------	--

2.3 CHEMICAL:

Oil resistance	yes, according to UL758/UL2556/UL13
Free of FCKW, Silicone and Pb	yes
Halogen free	no

2.4 PHYSICAL:

Sun resistant	yes, according to UL13 (720h)
Max installation pulling force	50N
Bending radius (Fixed)	>5xOD
Bending radius (Flex)	>10xOD (free motion without periodic recurrence and forced guidance)
Bending radius (C-Track)	>15xOD – 5 Mio cycles @20°C- pending

2.5 FLAME:

UL Vertical Tray flame test	pass
UL FT-4	pass
IEC 60332-3A	pending

3. COMPLIANCE



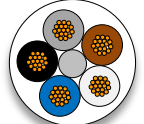
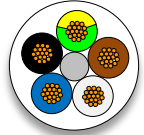
Accordance to:	<ul style="list-style-type: none"> ▪ 2006/95/CE; 2004/108/CE; 2011/65/CE (RoHS) ▪ PLTC (UL13) – CMG (UL444) ▪ Style 2661 (UL758) ▪ CSA I/II - A/B
----------------	---

4. PRINTING & PACKAGE

Printing text	Ink-jet type;
Package	available in different packaging sizes (refer to Annex #1& #2)


REVISION HISTORY Rev.A 04/11/2015 RELEASED	ECR/ECN INFORMATION:	TITLE: SIGNAL & CONTROL – UL Listed	Page 2 of 9
Document Number: 1552400001 PS P1E A	Created/Revised by: M. Arrigoni	Checked by: A. Defendi	Approved by: C. Lerose
THIS DOCUMENT CONTAINS INFORMATION THAT IS PROPRIETARY TO MOLEX ELECTRONIC TECHNOLOGIES, LLC AND SHOULD NOT BE USED WITHOUT WRITTEN PERMISSION Template: TDS REV.0 22/07/2015			

ANNEX 1 (Unshielded)

mm ²	AWG	Number of conductors	Outer Diameter (mm)	Jacket color	Packaging size	Packaging composition	Standard order number	Sketch*	
0,34	22	3	5,1	Black	S	3x200m	1552400001	 Brown-Blue-Black	
				Black	M	1x800m	1552400002		
				Black	L	1x1500m	1552400003		
				Grey	S	3x200m	1552400004		
				Grey	M	1x800m	1552400005		
				Grey	L	1x1500m	1552400006		
				Yellow	S	3x200m	1552400007		
				Yellow	M	1x800m	1552400008		
				Yellow	L	1x1500m	1552400009		
				Orange	S	3x200m	1552400010		
				Orange	M	1x800m	1552400011		
				Orange	L	1x1500m	1552400012		
		4	5,4	Black	S	3x200m	1552400013	 Brown-White-Blue-Black	
				Black	M	1x800m	1552400014		
				Black	L	1x1500m	1552400015		
				Grey	S	3x200m	1552400016		
				Grey	M	1x800m	1552400017		
				Grey	L	1x1500m	1552400018		
				Yellow	S	3x200m	1552400019		
				Yellow	M	1x800m	1552400020		
				Yellow	L	1x1500m	1552400021		
				Orange	S	3x200m	1552400022		
				Orange	M	1x800m	1552400023		
				Orange	L	1x1500m	1552400024		
		5	5,8	Black	S	3x100m	1552400025	 Brown-White-Blue-Black-Grey	
				Black	M	1x500m	1552400026		
				Black	L	1x1000m	1552400027		
				Grey	S	3x100m	1552400028		
				Grey	M	1x500m	1552400029		
				Grey	L	1x1000m	1552400030		
				Yellow	S	3x100m	1552400031		
				Yellow	M	1x500m	1552400032		
				Yellow	L	1x1000m	1552400033		
				Orange	S	3x100m	1552400034		
				Orange	M	1x500m	1552400035		
				Orange	L	1x1000m	1552400036		
				Black	S	3x100m	1552400037		 Brown-White-Blue-Black-Yellow/Green
				Black	M	1x500m	1552400038		
				Black	L	1x1000m	1552400039		
				Grey	S	3x100m	1552400040		
				Grey	M	1x500m	1552400041		
				Grey	L	1x1000m	1552400042		
		Yellow	S	3x100m	1552400043				
		Yellow	M	1x500m	1552400044				
		Yellow	L	1x1000m	1552400045				
		Orange	S	3x100m	1552400046				
		Orange	M	1x500m	1552400047				
		Orange	L	1x1000m	1552400048				

*Colour Sequence
for packaging size L: colors clockwise exit drum (as in sketch)
for packaging size S and M; colors counterclockwise

REVISION HISTORY Rev.A 04/11/2015 RELEASED	ECR/ECN INFORMATION:	TITLE: SIGNAL & CONTROL – UL Listed	Page 3 of 9
Document Number: 1552400001 PS P1E A	Created/Revised by: M. Arrigoni	Checked by: A. Defendi	Approved by: C. Lerose

mm ²	AWG	Number of conductors	Outer Diameter (mm)	Jacket color	Packaging size	Packaging composition	Standard order number	Sketch*
0,50	21	2	5,6	Black	S	3x100m	1552400049	 Blue-Brown
				Black	M	1x500m	1552400050	
				Black	L	1x1000m	1552400051	
				Grey	S	3x100m	1552400052	
				Grey	M	1x500m	1552400053	
				Grey	L	1x1000m	1552400054	
		3	6,0	Black	S	3x100m	1552400055	 Brown-Blue-Yellow/Green
				Black	M	1x500m	1552400056	
				Black	L	1x1000m	1552400057	
				Grey	S	3x100m	1552400058	
				Grey	M	1x500m	1552400059	
				Grey	L	1x1000m	1552400060	
		4	6,4	Orange	S	3x100m	1552400061	 Brown-Blue-Black-Yellow/Green
				Orange	M	1x500m	1552400062	
				Orange	L	1x1000m	1552400063	
				Black	S	3x100m	1552400064	
				Black	M	1x500m	1552400065	
				Black	L	1x1000m	1552400066	
		5	6,9	Grey	S	3x100m	1552400067	 Brown-Blue-Black-Yellow/Green
				Grey	M	1x500m	1552400068	
				Grey	L	1x1000m	1552400069	
				Black	S	3x100m	1552400070	
				Black	M	1x500m	1552400071	
				Black	L	1x1000m	1552400072	
12	9,0	Grey	S	3x100m	1552400073	 Brown-White-Blue-Black-Yellow/Green		
		Grey	M	1x500m	1552400074			
		Grey	L	1x1000m	1552400075			
		Black	S	1x200m	1552400076			
		Black	M	1x500m	1552400077			
		Black	L	1x1000m	1552400078			
				Grey	S	1x200m	1552400079	 Black numbered in White + Yellow/Green
				Grey	M	1x500m	1552400080	
				Grey	L	1x1000m	1552400081	

*Colour Sequence
for packaging size L: colors clockwise exit drum (as in sketch)
for packaging size S and M; colors counterclockwise

REVISION HISTORY

Rev.A 04/11/2015 RELEASED

ECR/ECN INFORMATION:

TITLE:

SIGNAL & CONTROL – UL Listed

Page

4 of 9

Document Number:

1552400001 PS P1E A

Created/Revised by:

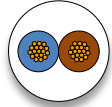
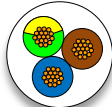
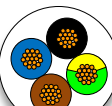
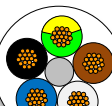
M. Arrigoni

Checked by:

A. Defendi


Approved by:

C. Lerose

mm ²	AWG	Number of conductors	Outer Diameter (mm)	Jacket color	Packaging size	Packaging composition	Standard order number	Sketch*
0,75	19	2	6,5	Black	S	3x100m	1552400082	 Blue-Brown
				Black	M	1x500m	1552400083	
				Black	L	1x1000m	1552400084	
				Grey	S	3x100m	1552400085	
				Grey	M	1x500m	1552400086	
				Grey	L	1x1000m	1552400087	
		3	7,0	Black	S	3x100m	1552400088	 Brown-Blue-Yellow/Green
				Black	M	1x500m	1552400089	
				Black	L	1x1000m	1552400090	
				Grey	S	3x100m	1552400091	
				Grey	M	1x500m	1552400092	
				Grey	L	1x1000m	1552400093	
		4	7,7	Black	S	3x100m	1552400094	 Brown-Blue-Black-Yellow/Green
				Black	M	1x500m	1552400095	
				Black	L	1x1000m	1552400096	
				Grey	S	3x100m	1552400097	
				Grey	M	1x500m	1552400098	
				Grey	L	1x1000m	1552400099	
		5	8,3	Black	S	1x200m	1552400100	 Brown-White-Blue-Black-Yellow/Green
				Black	M	1x500m	1552400101	
Black	L			1x1000m	1552400102			
Grey	S			1x200m	1552400103			
Grey	M			1x500m	1552400104			
Grey	L			1x1000m	1552400105			

*Colour Sequence
for packaging size L: colors clockwise exit drum (as in sketch)
for packaging size S and M; colors counterclockwise

REVISION HISTORY Rev.A 04/11/2015 RELEASED	ECR/ECN INFORMATION:	TITLE: SIGNAL & CONTROL – UL Listed	Page 5 of 9
Document Number: 1552400001 PS P1E A	Created/Revised by: M. Arrigoni	Checked by: A. Defendi	Approved by: C. Lerosé
THIS DOCUMENT CONTAINS INFORMATION THAT IS PROPRIETARY TO MOLEX ELECTRONIC TECHNOLOGIES, LLC AND SHOULD NOT BE USED WITHOUT WRITTEN PERMISSION Template: TDS REV.0 22/07/2015			

mm ²	AWG	Number of conductors	Outer Diameter (mm)	Jacket color	Packaging size	Packaging composition	Standard order number	Sketch*		
1,0	18	2	7,5	Black	S	3x100m	1552400106	 Blue-Brown		
				Black	M	1x500m	1552400107			
				Black	L	1x1000m	1552400108			
				Grey	S	3x100m	1552400109			
				Grey	M	1x500m	1552400110			
				Grey	L	1x1000m	1552400111			
		3	7,9	3	7,9	Black	S	3x100m	1552400112	 Brown-Blue-Yellow/Green
						Black	M	1x500m	1552400113	
						Black	L	1x1000m	1552400114	
						Grey	S	3x100m	1552400115	
						Grey	M	1x500m	1552400116	
						Grey	L	1x1000m	1552400117	
		4	8,6	4	8,6	Black	S	1x200m	1552400118	 Brown-Blue-Black-Yellow/Green
						Black	M	1x500m	1552400119	
						Black	L	1x1000m	1552400120	
						Grey	S	1x200m	1552400121	
						Grey	M	1x500m	1552400122	
						Grey	L	1x1000m	1552400123	
		5	9,3	5	9,3	Black	S	1x200m	1552400124	 Brown-White-Blue-Black-Yellow/Green
						Black	M	1x500m	1552400125	
						Black	L	1x1000m	1552400126	
						Grey	S	1x200m	1552400127	
						Grey	M	1x500m	1552400128	
						Grey	L	1x1000m	1552400129	
		7	11,0	7	11,0	Black	S	1x100m	1552400130	 Black numbered in White + Yellow/Green
						Black	M	1x500m	1552400131	
						Black	L	1x1000m	1552400132	
						Grey	S	1x100m	1552400133	
						Grey	M	1x500m	1552400134	
						Grey	L	1x1000m	1552400135	
		11	13,0	11	13,0	Black	S	1x100m	1552400136	 Black numbered in White + Yellow/Green
						Black	M	1x500m	1552400137	
						Black	L	1x1000m	1552400138	
						Grey	S	1x100m	1552400139	
						Grey	M	1x500m	1552400140	
						Grey	L	1x1000m	1552400141	
		12	13,0	12	13,0	Black	S	1x100m	1552400142	 Black numbered in White + Yellow/Green
						Black	M	1x500m	1552400143	
						Black	L	1x1000m	1552400144	
						Grey	S	1x100m	1552400145	
						Grey	M	1x500m	1552400146	
						Grey	L	1x1000m	1552400147	
		17	15,0	17	15,0	Black	S	1x100m	1552400148	 Black numbered in White + Yellow/Green
						Black	M	1x250m	1552400149	
						Black	L	1x500m	1552400150	
						Grey	S	1x100m	1552400151	
						Grey	M	1x250m	1552400152	
						Grey	L	1x500m	1552400153	
		25	18,0	25	18,0	Black	S	1x100m	1552400154	 Black numbered in White + Yellow/Green
						Black	M	1x250m	1552400155	
						Black	L	1x500m	1552400156	
Grey	S					1x100m	1552400157			
Grey	M					1x250m	1552400158			
Grey	L					1x500m	1552400159			

*Colour Sequence

for packaging size L: colors clockwise exit drum (as in sketch)
for packaging size S and M; colors counterclockwise

REVISION HISTORY Rev.A 04/11/2015 RELEASED	ECR/ECN INFORMATION:	TITLE: SIGNAL & CONTROL – UL Listed	Page 6 of 9
Document Number: 1552400001 PS P1E A	Created/Revised by: M. Arrigoni	Checked by: A. Defendi	Approved by: C. Lerose
THIS DOCUMENT CONTAINS INFORMATION THAT IS PROPRIETARY TO MOLEX ELECTRONIC TECHNOLOGIES, LLC AND SHOULD NOT BE USED WITHOUT WRITTEN PERMISSION Template: TDS REV.0 22/07/2015			

mm ²	AWG	Number of conductors	Outer Diameter (mm)	Jacket color	Packaging size	Packaging composition	Standard order number	Sketch*				
1,5	16	2	8	Black	S	1x200m	1552400160					
				Black	M	1x500m	1552400161					
				Black	L	1x1000m	1552400162					
				Grey	S	1x200m	1552400163					
				Grey	M	1x500m	1552400164					
				Grey	L	1x1000m	1552400165					
		3	8,5	3	8,5	Black	S	1x200m	1552400166			
						Black	M	1x500m	1552400167			
						Black	L	1x1000m	1552400168			
						Grey	S	1x200m	1552400169			
						Grey	M	1x500m	1552400170			
						Grey	L	1x1000m	1552400171			
		4	9,3	4	9,3	Black	S	1x200m	1552400172			
						Black	M	1x500m	1552400173			
						Black	L	1x1000m	1552400174			
						Grey	S	1x200m	1552400175			
						Grey	M	1x500m	1552400176			
						Grey	L	1x1000m	1552400177			
				4	9,3	4	9,3	Black	S	1x200m	1552400178	
								Black	M	1x500m	1552400179	
								Black	L	1x1000m	1552400180	
								Grey	S	1x200m	1552400181	
								Grey	M	1x500m	1552400182	
								Grey	L	1x1000m	1552400183	
		5	10,0	5	10,0	Black	S	1x100m	1552400184			
						Black	M	1x500m	1552400185			
						Black	L	1x1000m	1552400186			
						Grey	S	1x100m	1552400187			
						Grey	M	1x500m	1552400188			
						Grey	L	1x1000m	1552400189			
		7	11,8	7	11,8	Black	S	1x100m	1552400190			
						Black	M	1x500m	1552400191			
						Black	L	1x1000m	1552400192			
						Grey	S	1x100m	1552400193			
						Grey	M	1x500m	1552400194			
						Grey	L	1x1000m	1552400195			
		11	14,2	11	14,2	Black	S	1x100m	1552400196			
						Black	M	1x500m	1552400197			
						Black	L	1x1000m	1552400198			
						Grey	S	1x100m	1552400199			
						Grey	M	1x500m	1552400200			
						Grey	L	1x1000m	1552400201			
		12	14,2	12	14,2	Black	S	1x100m	1552400202			
						Black	M	1x500m	1552400203			
						Black	L	1x1000m	1552400204			
						Grey	S	1x100m	1552400205			
						Grey	M	1x500m	1552400206			
						Grey	L	1x1000m	1552400207			
17	16,6	17	16,6	Black	S	1x100m	1552400208					
				Black	M	1x250m	1552400209					
				Black	L	1x500m	1552400210					
				Grey	S	1x100m	1552400211					
				Grey	M	1x250m	1552400212					
				Grey	L	1x500m	1552400213					
25	20,0	25	20,0	Black	S	1x350m	1552400214					
				Grey	S	1x350m	1552400217					

*Colour Sequence: for packaging size L: colors clockwise exit drum (as in sketch); for packaging size S and M; colors counterclockwise

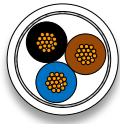

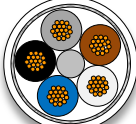
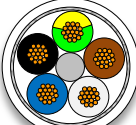
REVISION HISTORY Rev.A 04/11/2015 RELEASED	ECR/ECN INFORMATION:	TITLE: SIGNAL & CONTROL – UL Listed	Page 7 of 9
Document Number: 1552400001 PS P1E A	Created/Revised by: M. Arrigoni	Checked by: A. Defendi	Approved by: C. Lerose

mm ²	AWG	Number of conductors	Outer Diameter (mm)	Jacket color	Packaging size	Packaging composition	Standard order number	Sketch*		
2,5	14	2	9,8	Black	S	1x200m	1552400220	 Blue-Brown		
				Black	M	1x500m	1552400221			
				Black	L	1x1000m	1552400222			
				Grey	S	1x200m	1552400223			
				Grey	M	1x500m	1552400224			
				Grey	L	1x1000m	1552400225			
		3	10,5	3	10,5	Black	S	1x100m	1552400226	 Brown-Blue-Yellow/Green
						Black	M	1x500m	1552400227	
						Black	L	1x1000m	1552400228	
						Grey	S	1x100m	1552400229	
						Grey	M	1x500m	1552400230	
						Grey	L	1x1000m	1552400231	
		4	11,6	4	11,6	Black	S	1x100m	1552400232	 Brown-Blue-Black-Yellow/Green
						Black	M	1x500m	1552400233	
						Black	L	1x1000m	1552400234	
						Grey	S	1x100m	1552400235	
						Grey	M	1x500m	1552400236	
						Grey	L	1x1000m	1552400237	
		5	12,6	5	12,6	Black	S	1x100m	1552400238	 Brown-White-Blue-Black-Yellow/Green
						Black	M	1x500m	1552400239	
						Black	L	1x1000m	1552400240	
						Grey	S	1x100m	1552400241	
						Grey	M	1x500m	1552400242	
						Grey	L	1x1000m	1552400243	
		7	15,2	7	15,2	Black	S	1x100m	1552400244	 Black numbered in White + Yellow/Green
						Black	M	1x250m	1552400245	
						Black	L	1x500m	1552400246	
						Grey	S	1x100m	1552400247	
						Grey	M	1x250m	1552400248	
						Grey	L	1x500m	1552400249	
		11	18,4	11	18,4	Black	S	1x100m	1552400250	 Black numbered in White + Yellow/Green
						Black	M	1x250m	1552400251	
						Black	L	1x500m	1552400252	
						Grey	S	1x100m	1552400253	
						Grey	M	1x250m	1552400254	
						Grey	L	1x500m	1552400255	
		12	18,4	12	18,4	Black	S	1x100m	1552400256	 Black numbered in White + Yellow/Green
						Black	M	1x250m	1552400257	
						Black	L	1x500m	1552400258	
						Grey	S	1x100m	1552400259	
						Grey	M	1x250m	1552400260	
						Grey	L	1x500m	1552400261	
		17	21,4	17	21,4	Black	S	1x350m	1552400262	 Black numbered in White + Yellow/Green
						Grey	S	1x350m	1552400265	
						Grey	S	1x350m	1552400265	
		25	25,6	25	25,6	Black	S	1x250m	1552400268	 Black numbered in White + Yellow/Green
						Black	S	1x250m	1552400268	
						Black	S	1x250m	1552400268	
Grey	S					1x250m	1552400271			

*Colour Sequence
for packaging size L: colors clockwise exit drum (as in sketch)
for packaging size S and M; colors counterclockwise

REVISION HISTORY Rev.A 04/11/2015 RELEASED	ECR/ECN INFORMATION:	TITLE: SIGNAL & CONTROL – UL Listed	Page 8 of 9
Document Number: 1552400001 PS P1E A	Created/Revised by: M. Arrigoni	Checked by: A. Defendi	Approved by: C. Lerosse
THIS DOCUMENT CONTAINS INFORMATION THAT IS PROPRIETARY TO MOLEX ELECTRONIC TECHNOLOGIES, LLC AND SHOULD NOT BE USED WITHOUT WRITTEN PERMISSION Template: TDS REV.0 22/07/2015			

ANNEX 2 (SHIELDED)

mm ²	AWG	Number of conductors	Outer Diameter (mm)	Jacket color	Packaging size	Packaging composition	Standard order number	Sketch*
0,34	22	3	5,7	Black	S	3x100m	1552410001	 Brown-Blue-Black
				Black	M	1x500m	1552410002	
				Black	L	1x1000m	1552410003	
				Grey	S	3x100m	1552410004	
				Grey	M	1x500m	1552410005	
				Grey	L	1x1000m	1552410006	
				Yellow	S	3x100m	1552410007	
				Yellow	M	1x500m	1552410008	
				Yellow	L	1x1000m	1552410009	
				Orange	S	3x100m	1552410010	
				Orange	M	1x500m	1552410011	
				Orange	L	1x1000m	1552410012	
		4	6,0	Black	S	3x100m	1552410013	 Brown-White-Blue-Black
				Black	M	1x500m	1552410014	
				Black	L	1x1000m	1552410015	
				Grey	S	3x100m	1552410016	
				Grey	M	1x500m	1552410017	
				Grey	L	1x1000m	1552410018	
				Yellow	S	3x100m	1552410019	
				Yellow	M	1x500m	1552410020	
				Yellow	L	1x1000m	1552410021	
				Orange	S	3x100m	1552410022	
				Orange	M	1x500m	1552410023	
				Orange	L	1x1000m	1552410024	
		5	6,4	Black	S	3x100m	1552410025	 Brown-White-Blue-Black-Grey
				Black	M	1x500m	1552410026	
				Black	L	1x1000m	1552410027	
				Grey	S	3x100m	1552410028	
				Grey	M	1x500m	1552410029	
				Grey	L	1x1000m	1552410030	
				Yellow	S	3x100m	1552410031	
				Yellow	M	1x500m	1552410032	
				Yellow	L	1x1000m	1552410033	
				Orange	S	3x100m	1552410034	
				Orange	M	1x500m	1552410035	
				Orange	L	1x1000m	1552410036	
5	6,4	Black	S	3x100m	1552410037	 Brown-White-Blue-Black-Yellow/Green		
		Black	M	1x500m	1552410038			
		Black	L	1x1000m	1552410039			
		Grey	S	3x100m	1552410040			
		Grey	M	1x500m	1552410041			
		Grey	L	1x1000m	1552410042			
		Yellow	S	3x100m	1552410043			
		Yellow	M	1x500m	1552410044			
		Yellow	L	1x1000m	1552410045			
		Orange	S	3x100m	1552410046			
		Orange	M	1x500m	1552410047			
		Orange	L	1x1000m	1552410048			

*Colour Sequence
for packaging size L: colors clockwise exit drum (as in sketch)
for packaging size S and M; colors counterclockwise

REVISION HISTORY Rev.A 04/11/2015 RELEASED	ECR/ECN INFORMATION:	TITLE: SIGNAL & CONTROL – UL Listed	Page 9 of 9
Document Number: 1552400001 PS P1E A	Created/Revised by: M. Arrigoni	Checked by: A. Defendi	Approved by: C. Lerose
THIS DOCUMENT CONTAINS INFORMATION THAT IS PROPRIETARY TO MOLEX ELECTRONIC TECHNOLOGIES, LLC AND SHOULD NOT BE USED WITHOUT WRITTEN PERMISSION Template: TDS REV.0 22/07/2015			